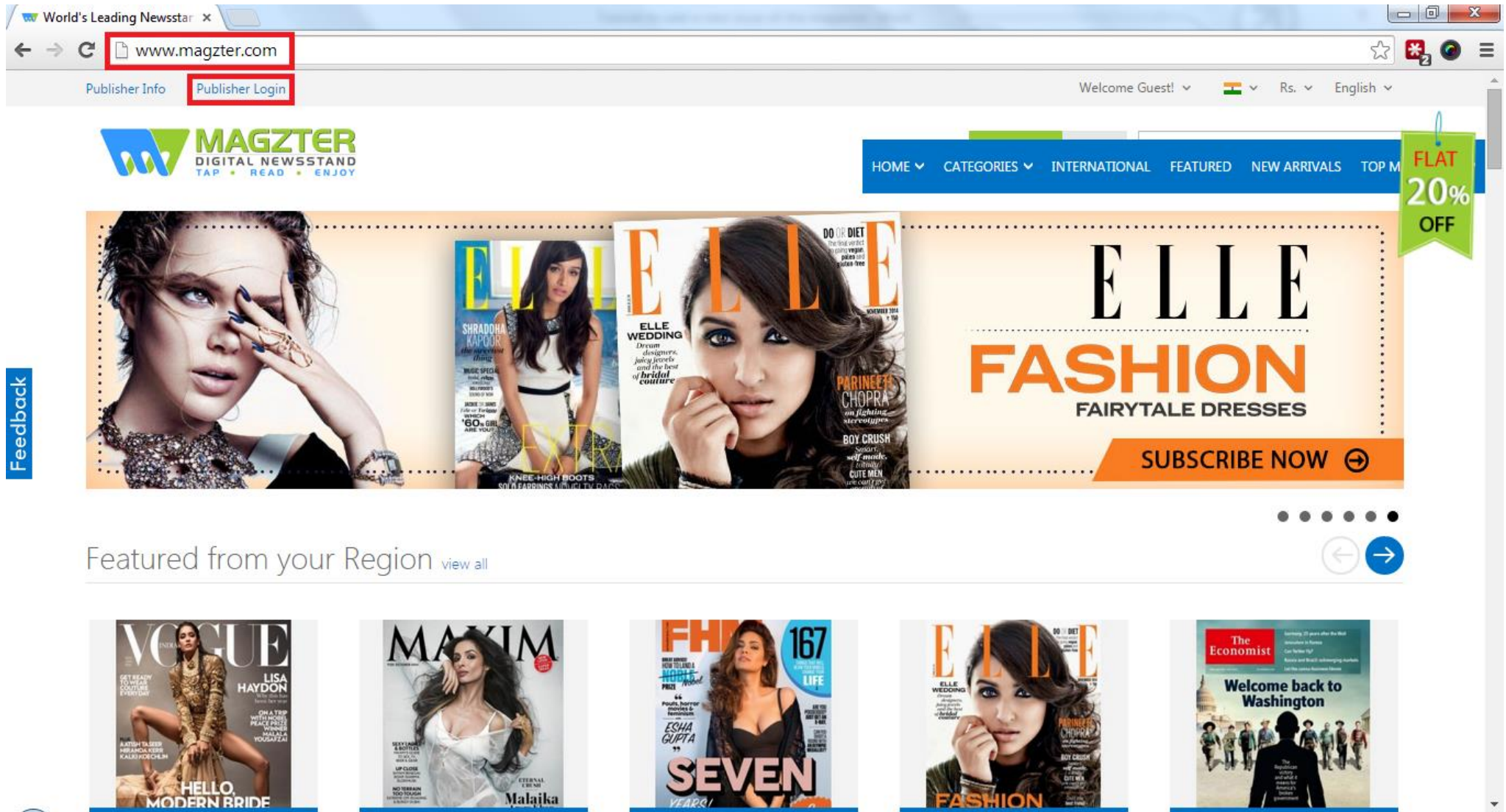


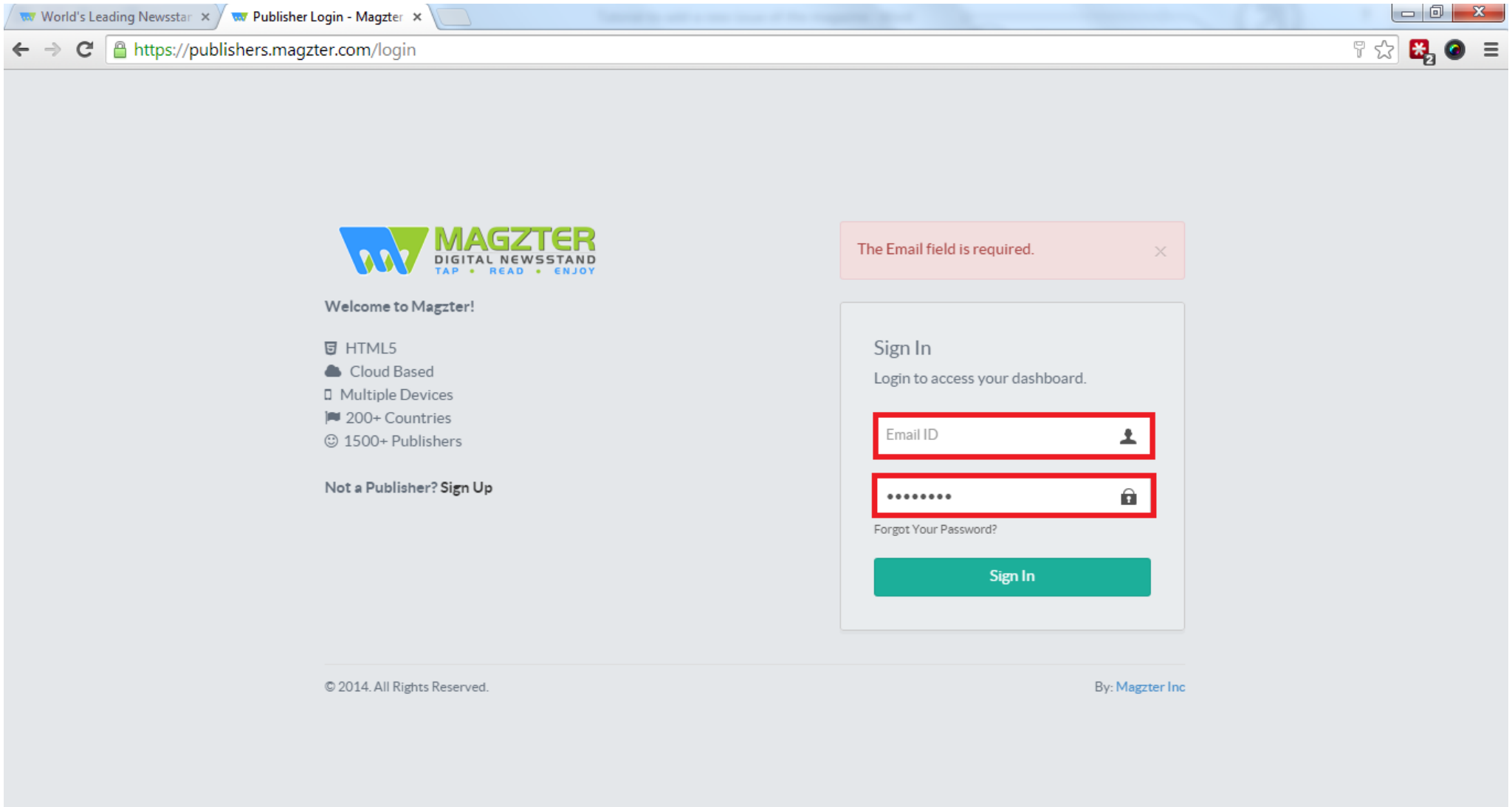
## Tutorial to add a new magazine title

Open the website [www.magzter.com](http://www.magzter.com) and click 'Publisher Login'



The screenshot shows a web browser window with the URL [www.magzter.com](http://www.magzter.com) in the address bar. The page features the Magzter logo and a navigation menu with options like HOME, CATEGORIES, INTERNATIONAL, FEATURED, NEW ARRIVALS, and TOP MAGAZINES. A prominent banner for ELLE FASHION magazine is displayed, featuring a 'FLAT 20% OFF' tag and a 'SUBSCRIBE NOW' button. Below the banner, there is a section titled 'Featured from your Region' with a 'view all' link and navigation arrows. A row of five magazine covers is shown: VOGUE, MAXIM, FHM, ELLE FASHION, and The Economist.


# Enter your email id (the one you had registered with) and the password and click 'Sign In'



The screenshot shows a web browser window with the URL <https://publishers.magzter.com/login>. The page features the Magzter logo and a "Sign In" form. The form includes an "Email ID" field and a password field, both highlighted with red boxes. A red error message above the form states "The Email field is required." Below the password field is a "Forgot Your Password?" link and a green "Sign In" button. The page also includes a "Welcome to Magzter!" message and a list of features: HTML5, Cloud Based, Multiple Devices, 200+ Countries, and 1500+ Publishers. At the bottom, there is a copyright notice "© 2014. All Rights Reserved." and the text "By: Magzter Inc".

World's Leading Newsstar x Publisher Login - Magzter x

<https://publishers.magzter.com/login>

 **MAGZTER**  
DIGITAL NEWSSTAND  
TAP · READ · ENJOY


Welcome to Magzter!


- HTML5
- Cloud Based
- Multiple Devices
- 200+ Countries
- 1500+ Publishers

Not a Publisher? [Sign Up](#)

**The Email field is required.**

**Sign In**  
Login to access your dashboard.

Email ID 

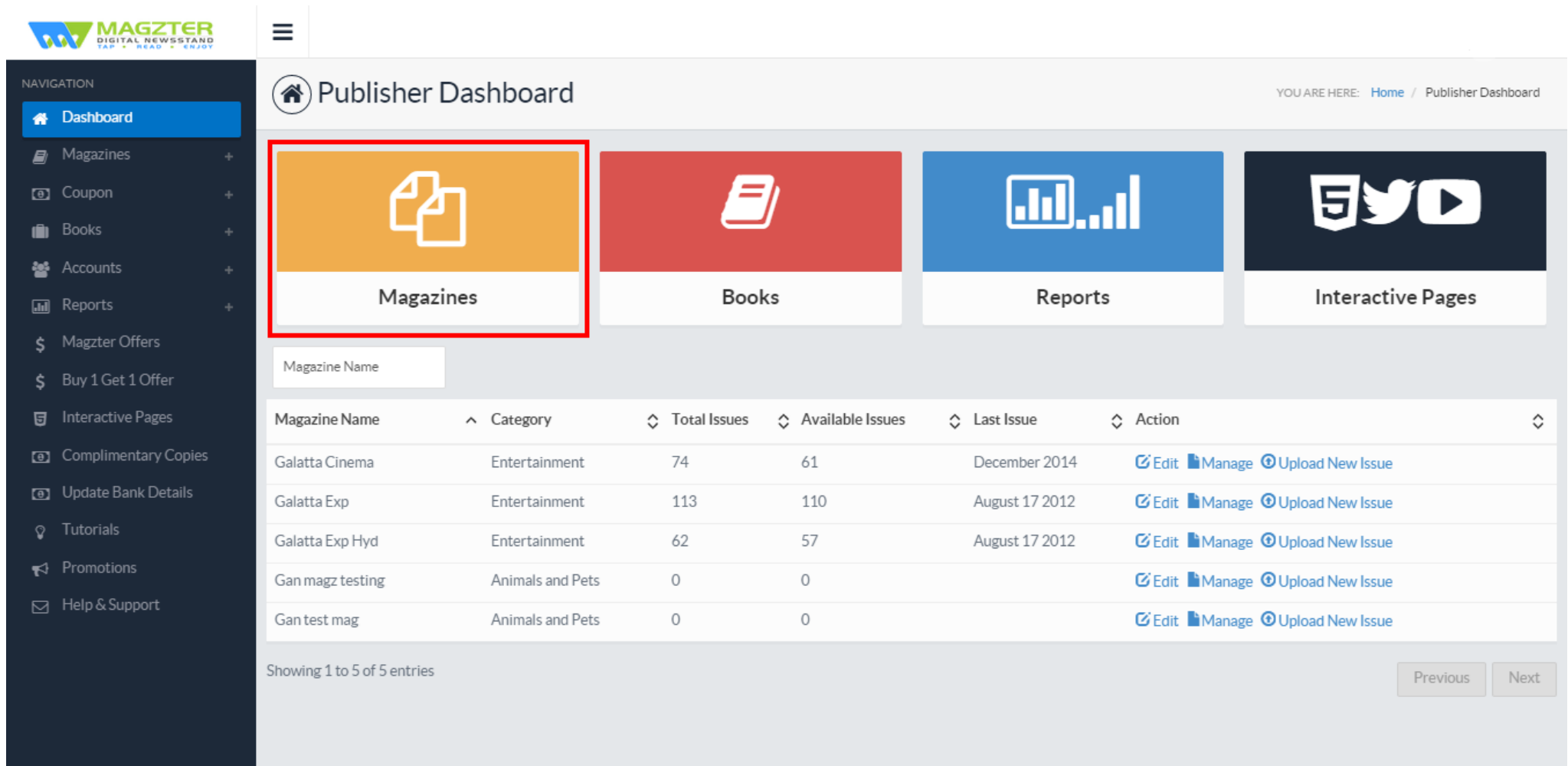
..... 

[Forgot Your Password?](#)

**Sign In**

© 2014. All Rights Reserved. By: Magzter Inc

# Click on 'Magazines'



NAVIGATION

- Dashboard
- Magazines
- Coupon
- Books
- Accounts
- Reports
- Magzter Offers
- Buy 1 Get 1 Offer
- Interactive Pages
- Complimentary Copies
- Update Bank Details
- Tutorials
- Promotions
- Help & Support

Publisher Dashboard

YOU ARE HERE: [Home](#) / Publisher Dashboard

Magazines Books Reports Interactive Pages

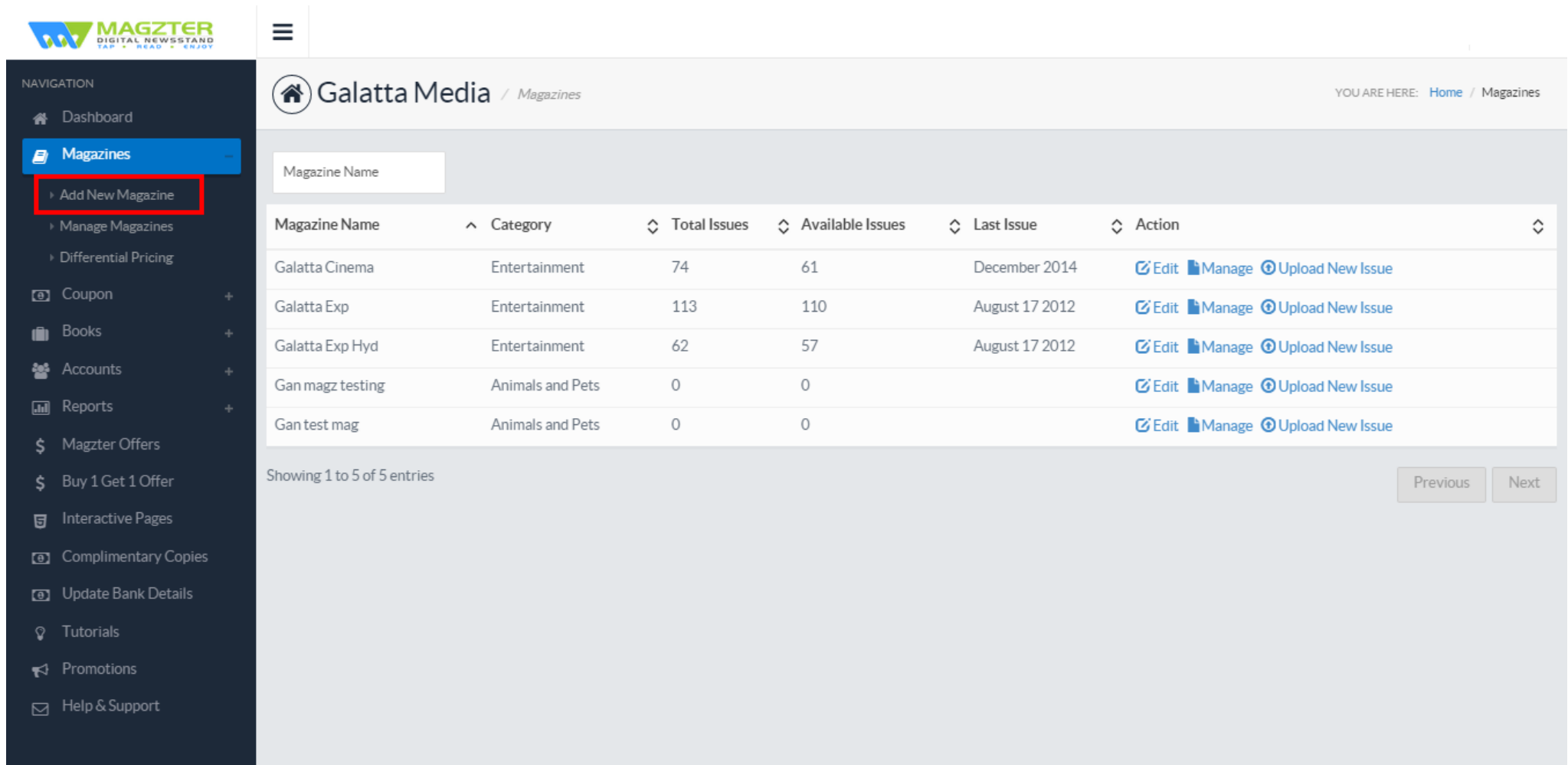
Magazine Name

Magazine Name	Category	Total Issues	Available Issues	Last Issue	Action
Galatta Cinema	Entertainment	74	61	December 2014	<a href="#">Edit</a> <a href="#">Manage</a> <a href="#">Upload New Issue</a>
Galatta Exp	Entertainment	113	110	August 17 2012	<a href="#">Edit</a> <a href="#">Manage</a> <a href="#">Upload New Issue</a>
Galatta Exp Hyd	Entertainment	62	57	August 17 2012	<a href="#">Edit</a> <a href="#">Manage</a> <a href="#">Upload New Issue</a>
Gan magz testing	Animals and Pets	0	0		<a href="#">Edit</a> <a href="#">Manage</a> <a href="#">Upload New Issue</a>
Gan test mag	Animals and Pets	0	0		<a href="#">Edit</a> <a href="#">Manage</a> <a href="#">Upload New Issue</a>

Showing 1 to 5 of 5 entries

Previous Next

# Click on 'Add New Magazine'




The screenshot shows the Magzter admin dashboard. On the left is a dark navigation sidebar with the following items: Dashboard, Magazines (highlighted in blue), Add New Magazine (highlighted with a red box), Manage Magazines, Differential Pricing, Coupon, Books, Accounts, Reports, Magzter Offers, Buy 1 Get 1 Offer, Interactive Pages, Complimentary Copies, Update Bank Details, Tutorials, Promotions, and Help & Support. The main content area is titled 'Galatta Media / Magazines' and includes a search bar for 'Magazine Name'. Below the search bar is a table with the following data:

Magazine Name	Category	Total Issues	Available Issues	Last Issue	Action
Galatta Cinema	Entertainment	74	61	December 2014	<a href="#">Edit</a> <a href="#">Manage</a> <a href="#">Upload New Issue</a>
Galatta Exp	Entertainment	113	110	August 17 2012	<a href="#">Edit</a> <a href="#">Manage</a> <a href="#">Upload New Issue</a>
Galatta Exp Hyd	Entertainment	62	57	August 17 2012	<a href="#">Edit</a> <a href="#">Manage</a> <a href="#">Upload New Issue</a>
Gan magz testing	Animals and Pets	0	0		<a href="#">Edit</a> <a href="#">Manage</a> <a href="#">Upload New Issue</a>
Gan test mag	Animals and Pets	0	0		<a href="#">Edit</a> <a href="#">Manage</a> <a href="#">Upload New Issue</a>

Below the table, it says 'Showing 1 to 5 of 5 entries' and there are 'Previous' and 'Next' navigation buttons.

# Fill in the Magazine Name, Publishing Company, Magazine Description, Category and Age Rating.

 Hi Girish!

**NAVIGATION**

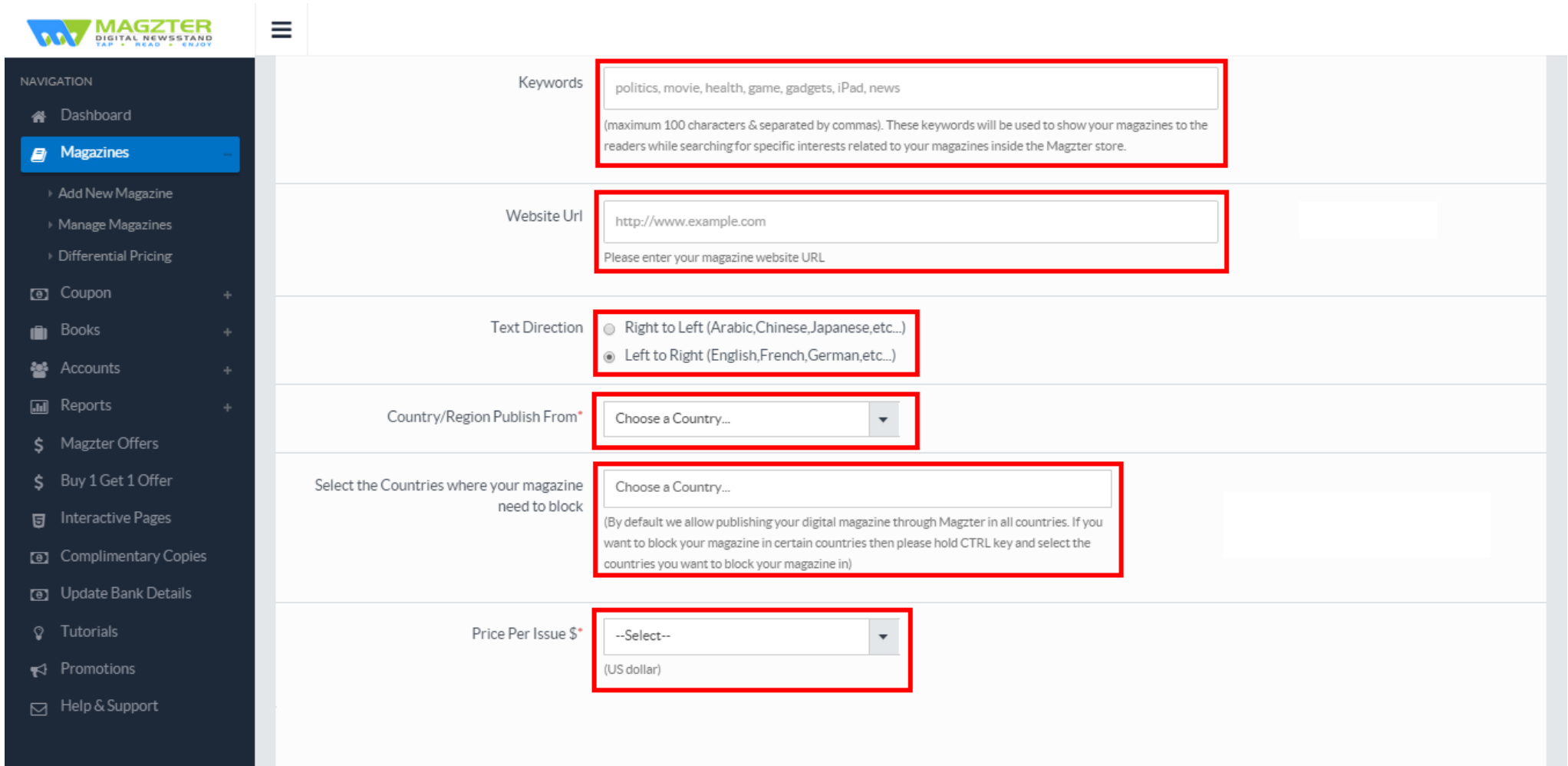
- Dashboard
- Magazines**
- Add New Magazine
- Manage Magazines
- Differential Pricing
- Coupon
- Books
- Accounts
- Reports
- Magzter Offers
- Buy 1 Get 1 Offer
- Interactive Pages
- Complimentary Copies
- Update Bank Details
- Tutorials
- Promotions
- Help & Support

## Add New Magazine

YOU ARE HERE: [Home](#) / [Magazines](#) / Add New Magazine

Magazine Name*	<input type="text" value="Magazine Name"/> <small>Ex: Harper's Bazaar, Cosmopolitan UK, Hong Kong Tatler, Men's Health India</small>
Publishing Company	<input type="text" value="Galatta Media"/> <small>Select the company for which magazine is created</small>
Magazine Description*	<div style="border: 1px solid #ccc; height: 100px; width: 100%;"></div> <small>(maximum 2500 characters) This description will be shown to the magazine readers at the time of purchase to learn more about your magazine</small>
Category*	<input type="text" value="Choose a Category..."/> <small>(please choose any 2 categories. If you do not find a suitable category then please email us <a href="mailto:contact@magzter.com">contact@magzter.com</a>)</small>
Age Rating*	<input type="text" value="Select Age Rating"/> <small>Publishers are advised to choose an age rating from the list based on the nature of content of the magazine</small>

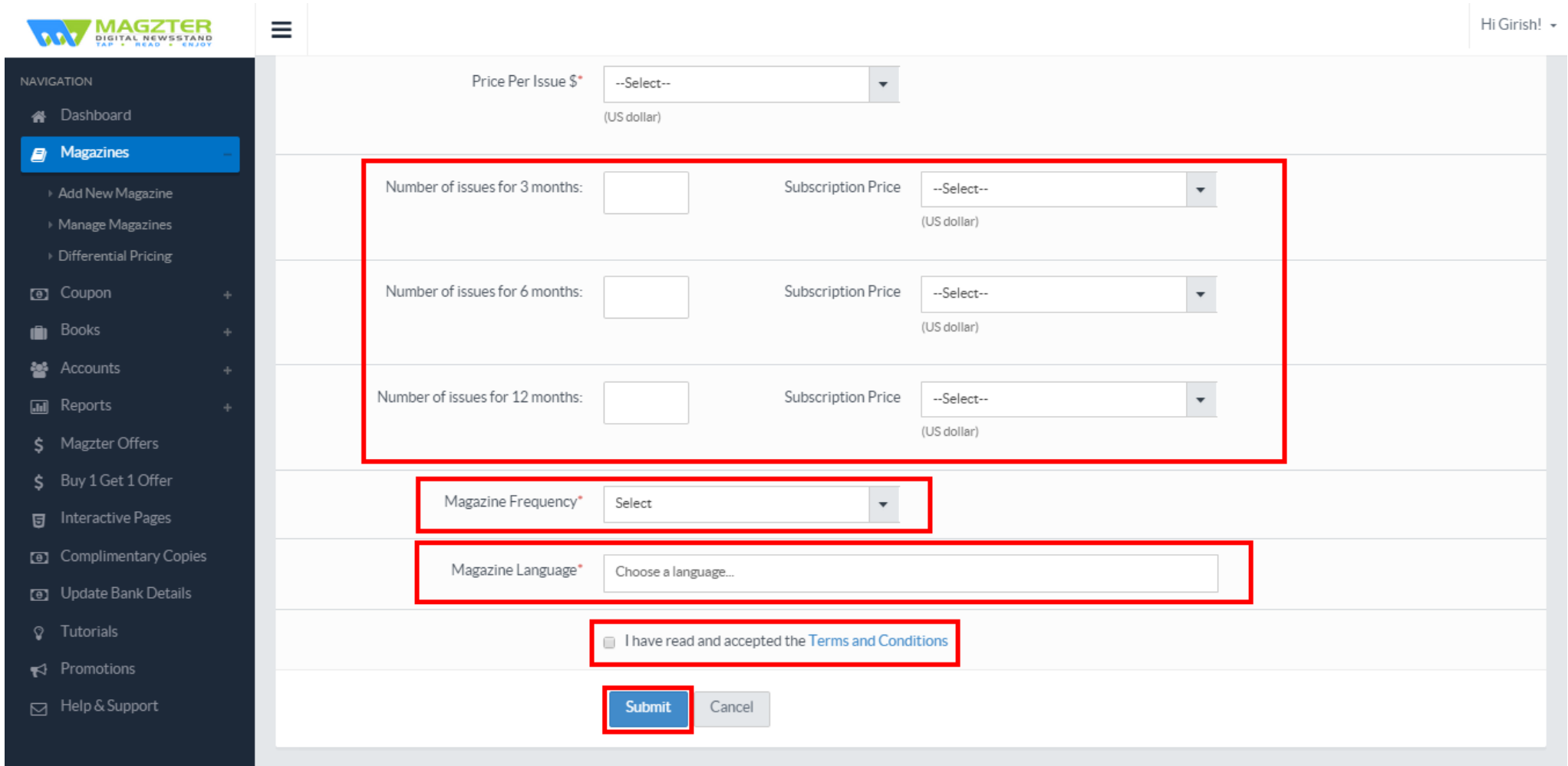
# Enter the Keywords, Website Url, Text Direction, Choose Country/Region, Select the countries where the magazine should be blocked and Price per issue.



The screenshot shows the Magzter dashboard with a navigation sidebar on the left and a configuration form on the right. The sidebar includes options like Dashboard, Magazines, Add New Magazine, Manage Magazines, Differential Pricing, Coupon, Books, Accounts, Reports, Magzter Offers, Buy 1 Get 1 Offer, Interactive Pages, Complimentary Copies, Update Bank Details, Tutorials, Promotions, and Help & Support. The configuration form has the following fields:

- Keywords:** A text input field containing "politics, movie, health, game, gadgets, iPad, news". Below it is a note: "(maximum 100 characters & separated by commas). These keywords will be used to show your magazines to the readers while searching for specific interests related to your magazines inside the Magzter store."
- Website Url:** A text input field containing "http://www.example.com". Below it is a note: "Please enter your magazine website URL".
- Text Direction:** Two radio button options: "Right to Left (Arabic,Chinese,Japanese,etc...)" and "Left to Right (English,French,German,etc...)", with the latter selected.
- Country/Region Publish From\*:** A dropdown menu with the text "Choose a Country...".
- Select the Countries where your magazine need to block:** A dropdown menu with the text "Choose a Country...". Below it is a note: "(By default we allow publishing your digital magazine through Magzter in all countries. If you want to block your magazine in certain countries then please hold CTRL key and select the countries you want to block your magazine in)".
- Price Per Issue \$\*:** A dropdown menu with the text "--Select--". Below it is a note: "(US dollar)".

Enter the no of issues and pricing for 3, 6 and 12 months. Select the magazine frequency and language. Accept the terms and conditions and Submit



NAVIGATION

- Dashboard
- Magazines**
  - Add New Magazine
  - Manage Magazines
  - Differential Pricing
- Coupon +
- Books +
- Accounts +
- Reports +
- Magzter Offers
- Buy 1 Get 1 Offer
- Interactive Pages
- Complimentary Copies
- Update Bank Details
- Tutorials
- Promotions
- Help & Support

Hi Girish! ▾

Price Per Issue \$\* --Select-- ▾  
(US dollar)

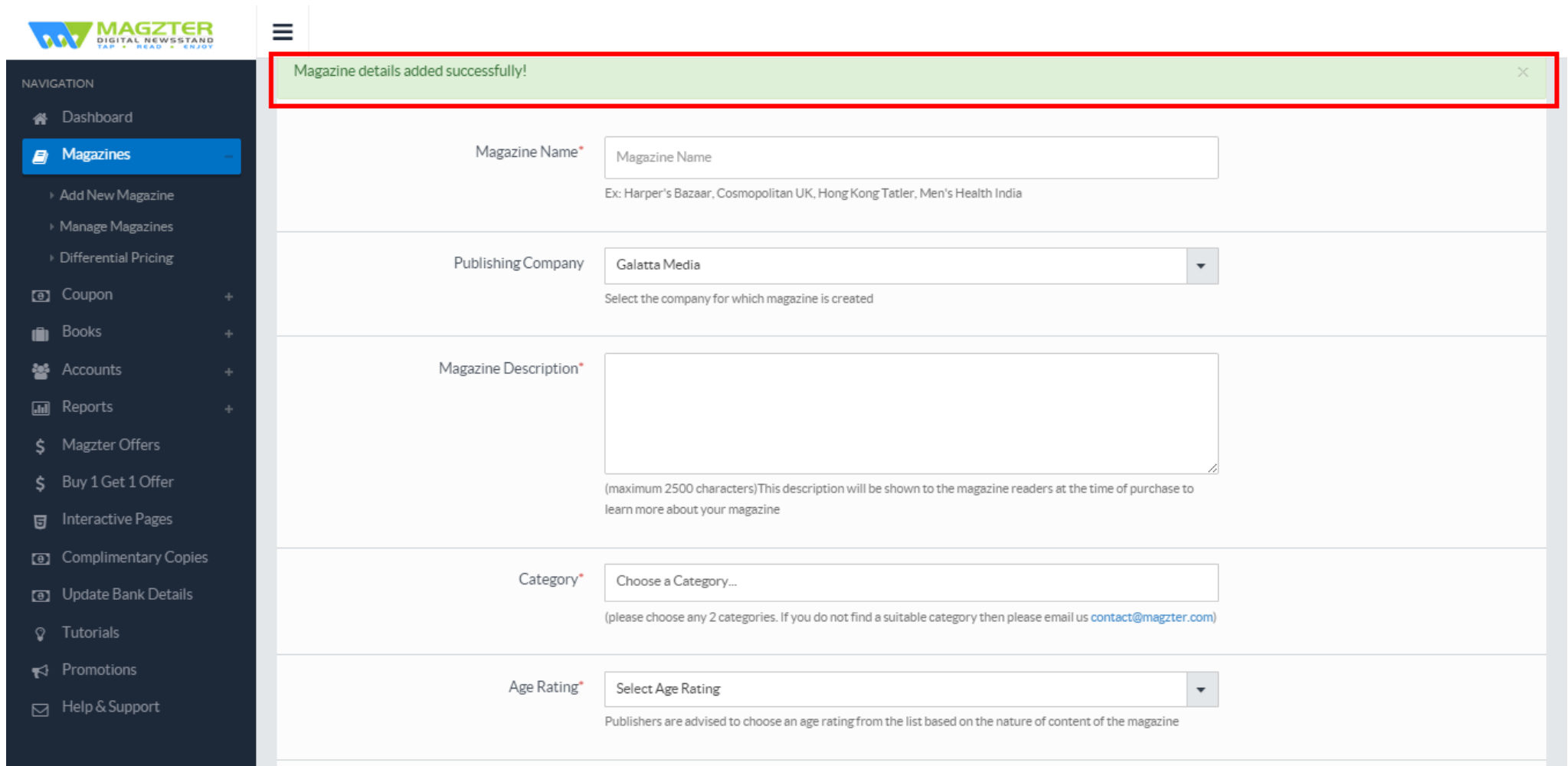
Number of issues for 3 months:	<input type="text"/>	Subscription Price	--Select-- ▾ (US dollar)
Number of issues for 6 months:	<input type="text"/>	Subscription Price	--Select-- ▾ (US dollar)
Number of issues for 12 months:	<input type="text"/>	Subscription Price	--Select-- ▾ (US dollar)

Magazine Frequency\* Select ▾

Magazine Language\* Choose a language...

I have read and accepted the [Terms and Conditions](#)

# You will get the confirmation 'Magazine details added successfully'



The screenshot shows the Magzter dashboard with a navigation sidebar on the left. The sidebar includes options like Dashboard, Magazines, Add New Magazine, Manage Magazines, Differential Pricing, Coupon, Books, Accounts, Reports, Magzter Offers, Buy 1 Get 1 Offer, Interactive Pages, Complimentary Copies, Update Bank Details, Tutorials, Promotions, and Help & Support. The 'Magazines' section is highlighted. A green confirmation message at the top reads 'Magazine details added successfully!'. Below it is a form with the following fields:

- Magazine Name\***: Text input field containing 'Magazine Name'. Below it, an example is provided: 'Ex: Harper's Bazaar, Cosmopolitan UK, Hong Kong Tatler, Men's Health India'.
- Publishing Company**: Dropdown menu with 'Galatta Media' selected. Below it, a note says 'Select the company for which magazine is created'.
- Magazine Description\***: Text area. Below it, a note says '(maximum 2500 characters) This description will be shown to the magazine readers at the time of purchase to learn more about your magazine'.
- Category\***: Dropdown menu with 'Choose a Category...' selected. Below it, a note says '(please choose any 2 categories. If you do not find a suitable category then please email us [contact@magzter.com](mailto:contact@magzter.com))'.
- Age Rating\***: Dropdown menu with 'Select Age Rating' selected. Below it, a note says 'Publishers are advised to choose an age rating from the list based on the nature of content of the magazine'.