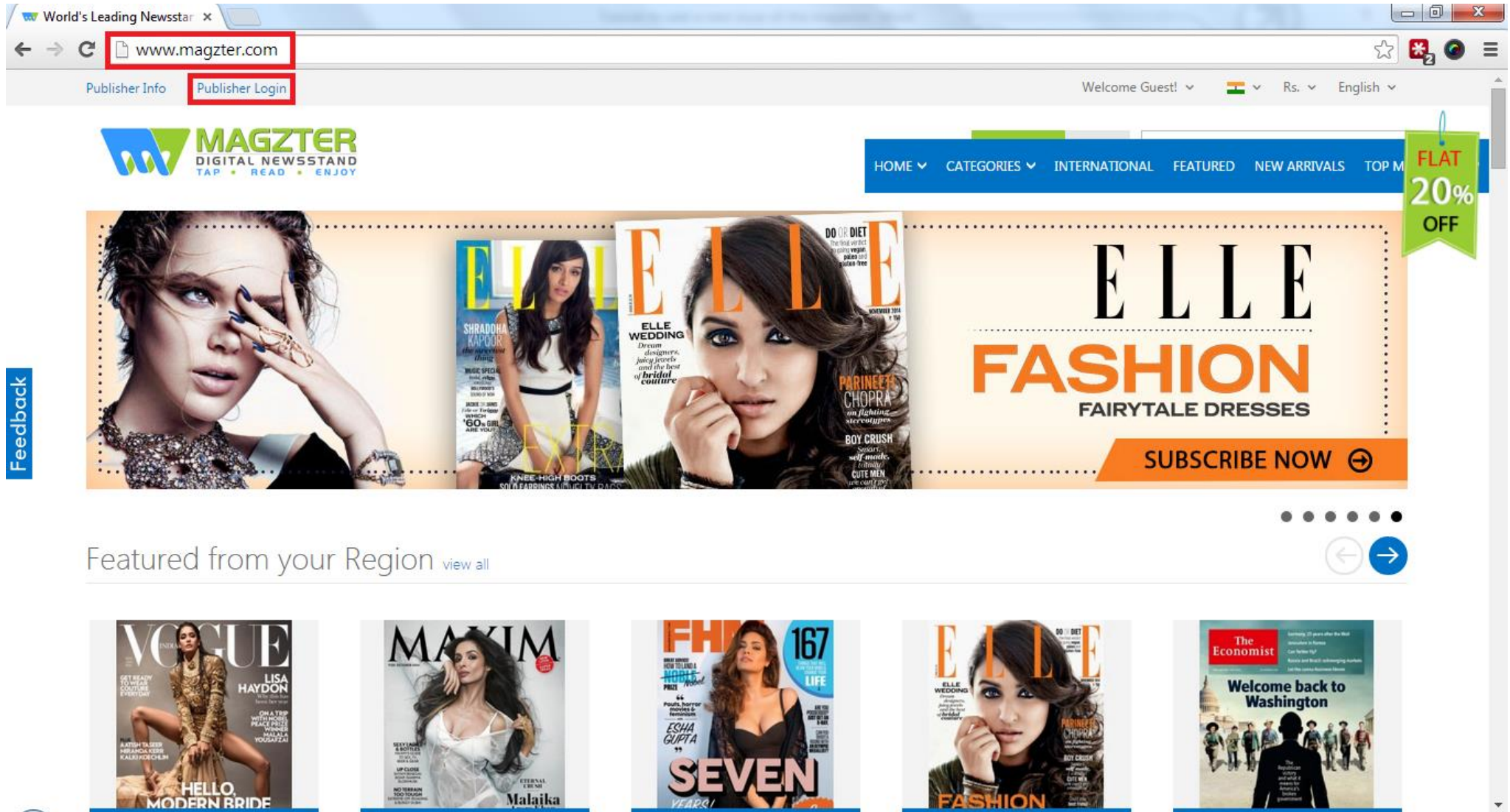


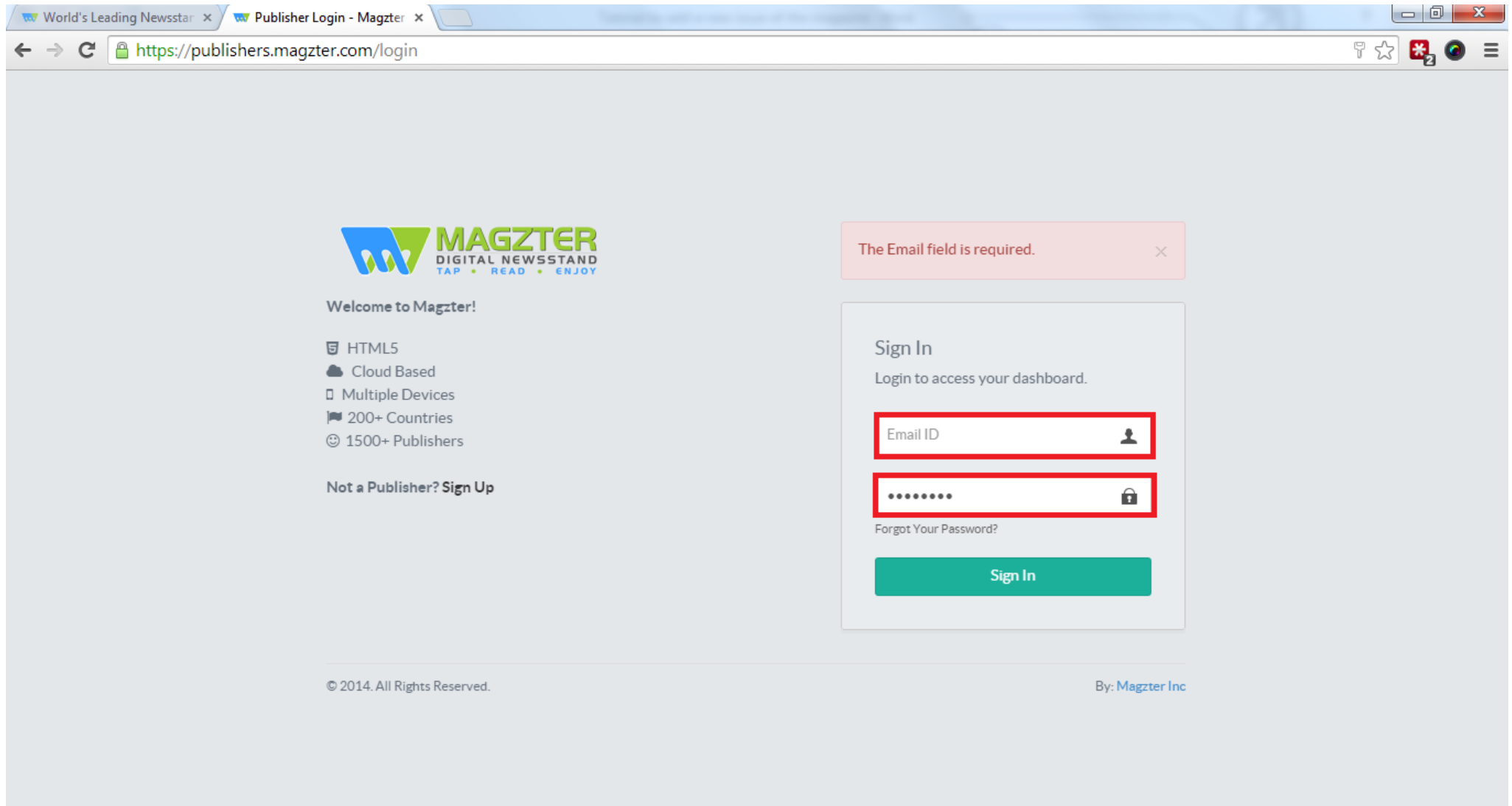
Tutorial to add a new issue of the magazine

Open the website www.magzter.com and click ' Publisher Login '



The screenshot shows the Magzter website homepage. At the top, the browser address bar displays www.magzter.com, which is highlighted with a red box. Below the address bar, the navigation menu includes 'Publisher Info' and 'Publisher Login', with 'Publisher Login' also highlighted by a red box. The main header features the Magzter logo and a navigation bar with links for 'HOME', 'CATEGORIES', 'INTERNATIONAL', 'FEATURED', 'NEW ARRIVALS', and 'TOP M'. A green banner on the right side of the header advertises a 'FLAT 20% OFF'. The main content area is dominated by a large banner for 'ELLE FASHION FAIRYTALE DRESSES' with a 'SUBSCRIBE NOW' button. To the left of this banner are three smaller magazine covers: one featuring a woman's face, one for 'ELLE WEDDING' with Shradha Kapoor, and another 'ELLE' issue with Parineeti Chopra. Below the main banner, a section titled 'Featured from your Region' includes a 'view all' link and navigation arrows. At the bottom, there is a row of five magazine covers: 'VOGUE' with Lisa Haydon, 'MAXIM' with Malika, 'FHM' with Esha Gupta, 'ELLE FASHION', and 'The Economist' with the headline 'Welcome back to Washington'.


Enter your email id (the one you had registered with) and the password and click 'Sign In'



The screenshot shows a web browser window with the URL <https://publishers.magzter.com/login>. The page features the Magzter logo and a "Sign In" form. The form includes an "Email ID" field and a password field, both highlighted with red boxes. A red error message above the form states "The Email field is required." Below the password field is a "Forgot Your Password?" link and a green "Sign In" button. The page also includes a "Welcome to Magzter!" message and a list of features: HTML5, Cloud Based, Multiple Devices, 200+ Countries, and 1500+ Publishers. At the bottom, there is a copyright notice "© 2014. All Rights Reserved." and the text "By: Magzter Inc".

World's Leading Newsstar x Publisher Login - Magzter x

<https://publishers.magzter.com/login>

 **MAGZTER**
DIGITAL NEWSSTAND
TAP • READ • ENJOY

Welcome to Magzter!

- HTML5
- Cloud Based
- Multiple Devices
- 200+ Countries
- 1500+ Publishers

Not a Publisher? [Sign Up](#)

The Email field is required.

Sign In
Login to access your dashboard.

Email ID

.....

[Forgot Your Password?](#)

Sign In

© 2014. All Rights Reserved. By: Magzter Inc

Click on 'Upload New Issue'




Publisher Dashboard


YOU ARE HERE: [Home](#) / [Publisher Dashboard](#)

NAVIGATION


- [Dashboard](#)
- [Magazines](#)
- [Coupon](#)
- [Books](#)
- [Accounts](#)
- [Reports](#)
- [Magzter Offers](#)
- [Buy 1 Get 1 Offer](#)
- [Interactive Pages](#)
- [Complimentary Copies](#)
- [Update Bank Details](#)
- [Tutorials](#)
- [Promotions](#)
- [Help & Support](#)



Magazines



Books



Reports



Interactive Pages

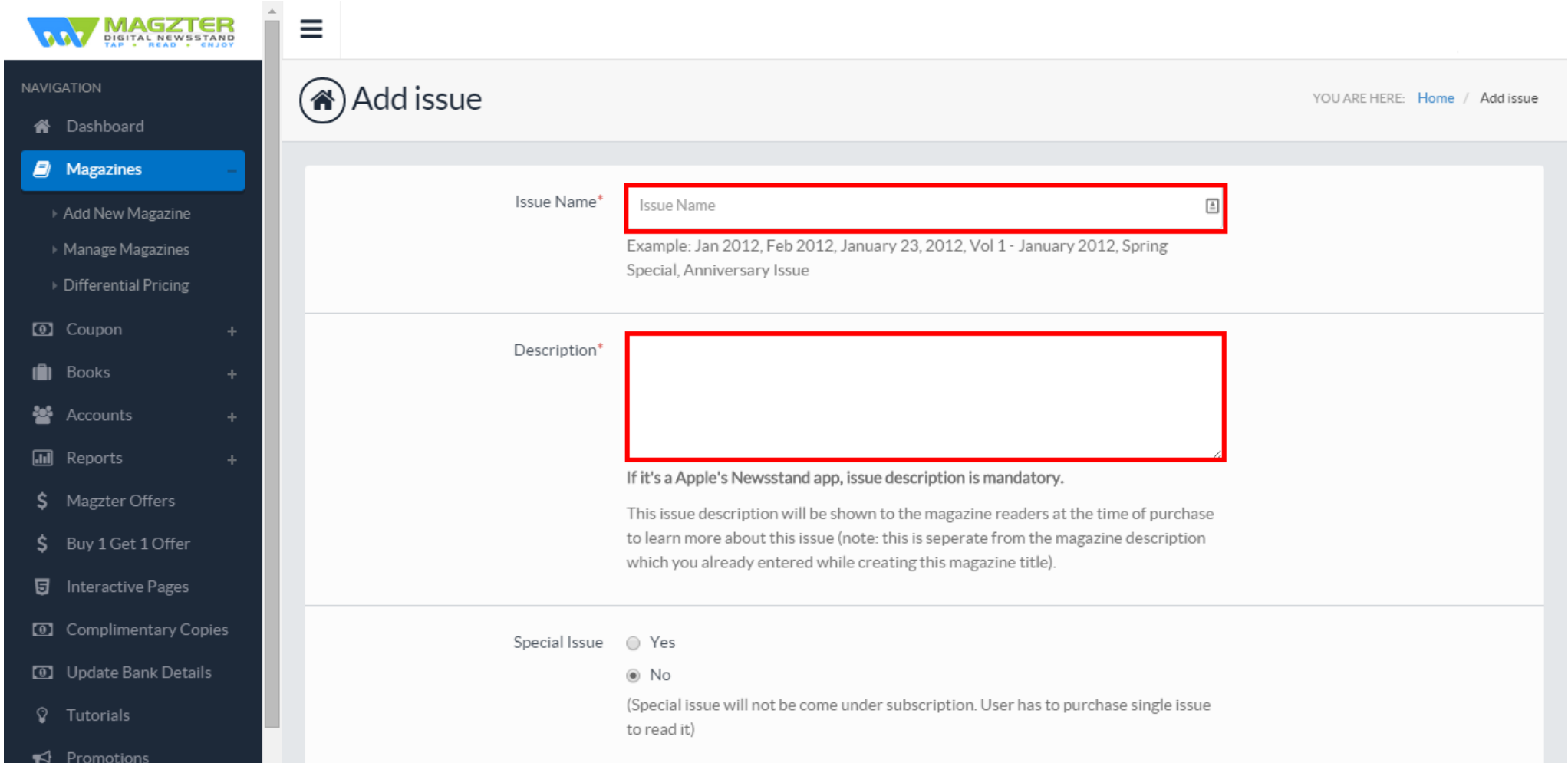
Magazine Name	Category	Total Issues	Available Issues	Last Issue	Action
Galatta Cinema	Entertainment	70	59	Test2 October 2014	Edit Manage Upload New Issue
Galatta Exp	Entertainment	113	110	August 17 2012	Edit Manage Upload New Issue
Galatta Exp Hyd	Entertainment	62	57	August 17 2012	Edit Manage Upload New Issue
Gan magz testing	Animals and Pets	0	0		Edit Manage Upload New Issue
Gan test mag	Animals and Pets	0	0		Edit Manage Upload New Issue

Showing 1 to 5 of 5 entries

Previous

Next

Enter the 'Issue Name' and 'Description'



MAGZTER
DIGITAL NEWSSTAND
TAP · READ · ENJOY

NAVIGATION

- Dashboard
- Magazines**
 - Add New Magazine
 - Manage Magazines
 - Differential Pricing
- Coupon +
- Books +
- Accounts +
- Reports +
- Magzter Offers
- Buy 1 Get 1 Offer
- Interactive Pages
- Complimentary Copies
- Update Bank Details
- Tutorials
- Promotions

Add issue

YOU ARE HERE: [Home](#) / [Add issue](#)

Issue Name* ⓘ
Example: Jan 2012, Feb 2012, January 23, 2012, Vol 1 - January 2012, Spring Special, Anniversary Issue

Description*


If it's a Apple's Newsstand app, issue description is mandatory.
This issue description will be shown to the magazine readers at the time of purchase to learn more about this issue (note: this is separate from the magazine description which you already entered while creating this magazine title).

Special Issue Yes No
(Special issue will not be come under subscription. User has to purchase single issue to read it)

Select the Publishing date, Preview pages, Price, Check the Terms and Conditions box and click on 'Proceed to step 2'

Magazine - Add Issue x

← → ↻ <https://publishers.magzter.com/issues/add/7> 🔍 ☆ * 2

 **MAGZTER**
DIGITAL NEWSSTAND
TAP · READ · ENJOY

NAVIGATION

- Dashboard
- Magazines**
- ▶ Add New Magazine
- ▶ Manage Magazines
- ▶ Differential Pricing
- Coupon +
- Books +
- Accounts +
- Reports +
- Magzter Offers
- Buy 1 Get 1 Offer
- Interactive Pages
- Complimentary Copies
- Update Bank Details
- Tutorials
- Promotions
- Help & Support

Request MagEnhance Yes No

Publishing Date* Set publishing date Do not publish

publishing date GMT

(This issue will not be published till you set publishing date).

(This is the date the magazine goes live on Magzter store subject to approval from Magzter). If you are uploading archive (old/previous) issues then please give publishing date corresponding to your actual print release date of that issue.

Preview pages* Preview pages

(ex. 1,12,13,16,17,20. Please specify the page numbers from the PDF file and not from your actual print magazine. Page #1 is mandatory and further pages should be 2 double spreads and 1 single page.

Example Page 1, 24,25 36,37 74. The preview pages will be shown to the reader for free so that readers can preview your magazine issue before buying it. Please note: the last page of the preview pages should only be an even number page and not an odd number

Single Issue Price* 0.99

I have read and accepted the [Terms and Conditions](#)

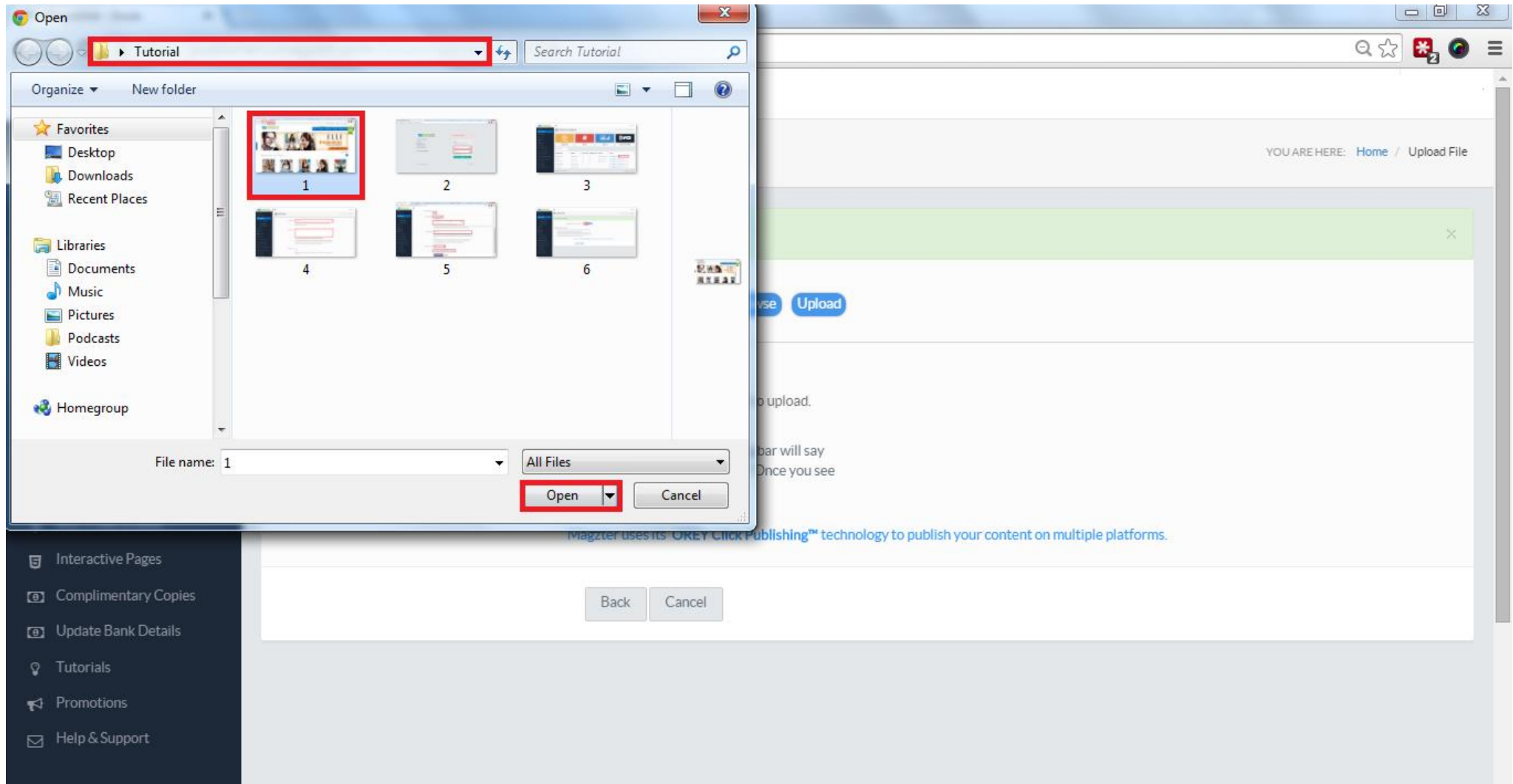
Proceed to step 2 Cancel

Click 'Browse'

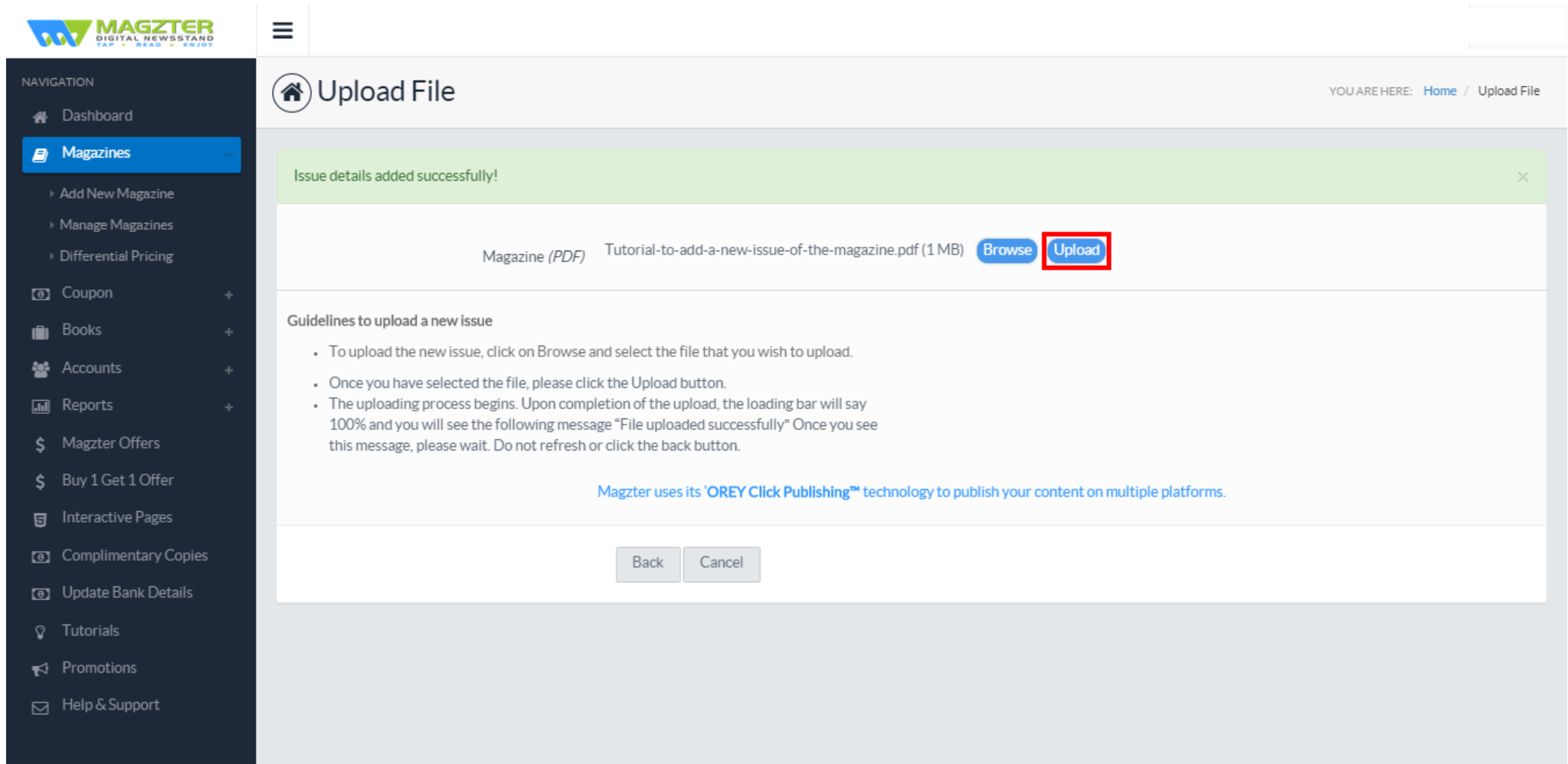


The screenshot shows the Magzter 'Upload File' interface. On the left is a dark navigation sidebar with the following items: Dashboard, Magazines (highlighted), Add New Magazine, Manage Magazines, Differential Pricing, Coupon, Books, Accounts, Reports, Magzter Offers, Buy 1 Get 1 Offer, Interactive Pages, Complimentary Copies, Update Bank Details, Tutorials, Promotions, and Help & Support. The main content area has a header 'Upload File' and a breadcrumb 'YOU ARE HERE: Home / Upload File'. A green success message at the top reads 'Issue details added successfully!'. Below this, the text 'Magazine (PDF) Upload Method: html5' is followed by a blue 'Browse' button (highlighted with a red box) and a blue 'Upload' button. A section titled 'Guidelines to upload a new issue' contains three bullet points: 'To upload the new issue, click on Browse and select the file that you wish to upload.', 'Once you have selected the file, please click the Upload button.', and 'The uploading process begins. Upon completion of the upload, the loading bar will say 100% and you will see the following message "File uploaded successfully" Once you see this message, please wait. Do not refresh or click the back button.' Below the guidelines is a blue link: 'Magzter uses its 'OREY Click Publishing™ technology to publish your content on multiple platforms.' At the bottom of the main area are 'Back' and 'Cancel' buttons.

Go to the location of the PDF and select it and click 'Open'



Click 'Upload'



MAGZTER
DIGITAL NEWSSTAND
TAP · READ · ENJOY

NAVIGATION

- Dashboard
- Magazines**
 - Add New Magazine
 - Manage Magazines
 - Differential Pricing
- Coupon
- Books
- Accounts
- Reports
- Magzter Offers
- Buy 1 Get 1 Offer
- Interactive Pages
- Complimentary Copies
- Update Bank Details
- Tutorials
- Promotions
- Help & Support

Upload File

YOU ARE HERE: [Home](#) / [Upload File](#)

Issue details added successfully!

Magazine (PDF) Tutorial-to-add-a-new-issue-of-the-magazine.pdf (1 MB) [Browse](#) [Upload](#)

Guidelines to upload a new issue

- To upload the new issue, click on Browse and select the file that you wish to upload.
- Once you have selected the file, please click the Upload button.
- The uploading process begins. Upon completion of the upload, the loading bar will say 100% and you will see the following message "File uploaded successfully" Once you see this message, please wait. Do not refresh or click the back button.

[Magzter uses its 'OREY Click Publishing™' technology to publish your content on multiple platforms.](#)

[Back](#) [Cancel](#)

You have now successfully added a new issue to the magazine.



Galatta Cinema issues

YOU ARE HERE: [Home](#) / Galatta Cinema issues

NAVIGATION

Dashboard

Magazines

➤ Add New Magazine

➤ Manage Magazines

➤ Differential Pricing

Coupon

Books

Accounts

Reports

Magzter Offers

Buy 1 Get 1 Offer

Interactive Pages

Complimentary Copies

Update Bank Details

Tutorials

Promotions

Help & Support



Tutorial

Added: Nov 13, 2014

Awaiting Approval



October 2014

Added: Oct 30, 2014

Live



October 2014

Added: Oct 09, 2014

Awaiting Approval



September 2014

Added: Sep 12, 2014

Live

Upload New Issue



August 2014

Added: Aug 08, 2014

Live



July 2014

Added: Jul 09, 2014

Live



June 2014

Added: Jun 05, 2014

Live



May 2014

Added: May 05, 2014

Live